

KITCHEN 40 SF  
 BATH 39 SF  
 CLOSET 25 SF  
 UNIT SF = 340


KITCHEN 40 SF  
 BATH 51 SF  
 CLOSET 15 SF  
 UNIT SF = 362

KITCHEN 40 SF  
 BATH 70 SF  
 CLOSET 15 SF  
 UNIT SF = 301

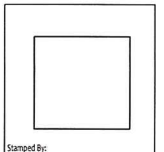
1047

COMMONWEALTH  
 AVENUE

BOSTON, MA



Neshamkin French Architects, Inc.  
 ARCHITECTS  
 100 STATE STREET, SUITE 200  
 BOSTON, MA 02109  
 TEL: 617.552.1234



Stamped By: \_\_\_\_\_  
 Drawn By: \_\_\_\_\_  
 Checked By: \_\_\_\_\_  
 Date: 10/18/2013

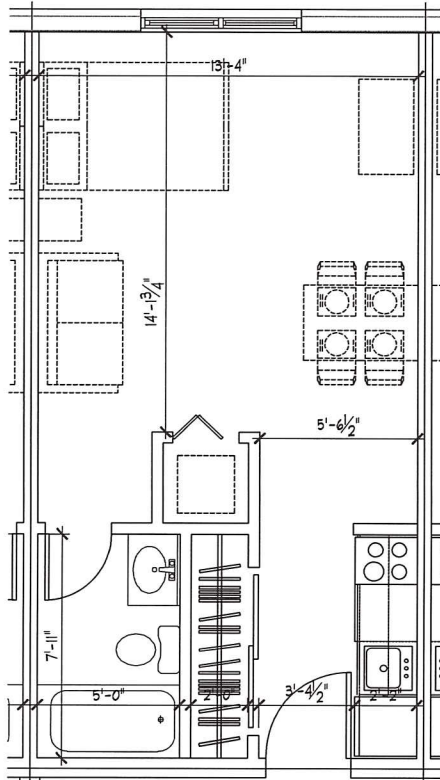
Revisions	

Project No. 0718  
 File Name: \_\_\_\_\_  
 Drawing Title: \_\_\_\_\_

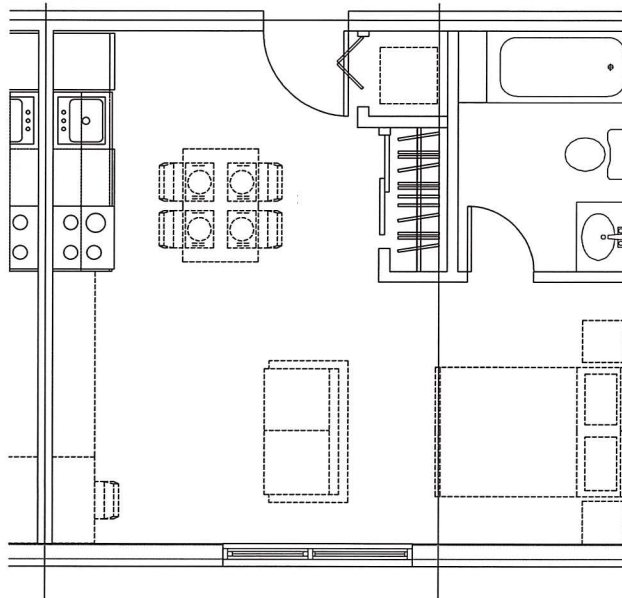
TYPICAL UNITS

A151

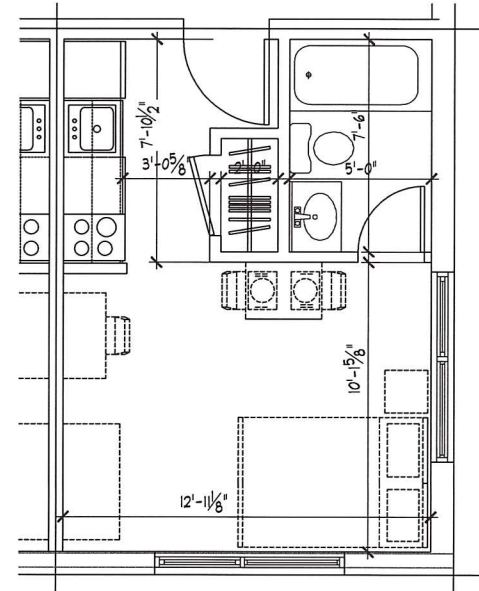
Sheet No. \_\_\_\_\_  
 Scale: 1/2" = 1'



1 TYPICAL UNIT A  
 1/2" = 1'-0"



2 TYPICAL UNIT B  
 1/2" = 1'-0"

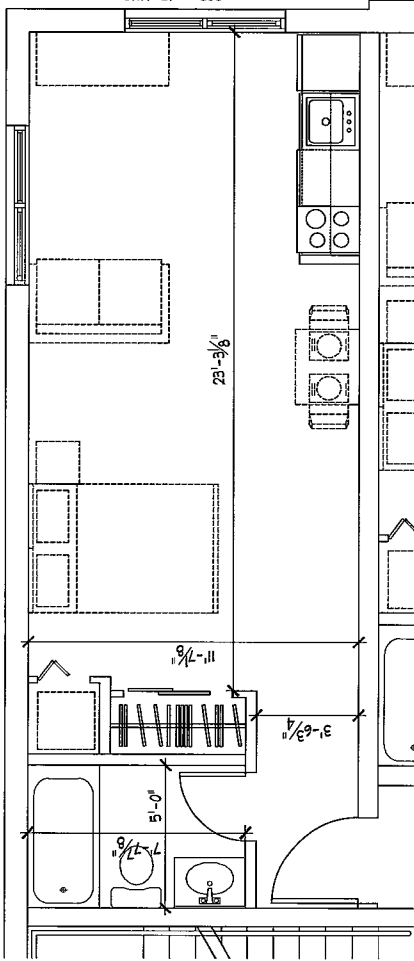


3 TYPICAL UNIT C  
 1/2" = 1'-0"

Level	Units								total
	Type A	Type B	Type B1	Type C	Type HC	Type D	Type E	Type F	
First Floor	5	0	1	3	1	2	2	0	13
Second Floor	17	10	1	0	1	2	2	1	34
Third Floor	17	10	1	0	1	2	2	1	34
Fourth Floor	17	9	1	0	1	2	2	1	33
Fifth Floor	17	9	1	0	1	2	2	1	33
Sixth Floor	17	9	1	0	1	2	2	1	33
Total	90	47	5	3	6	12	12	5	180
sqft / unit	340	362	453	301	362	358	320	564	
net residential	63910								
average unit size	355								
Total Units in the building	180 @ 1 BR								
Total beds	180								

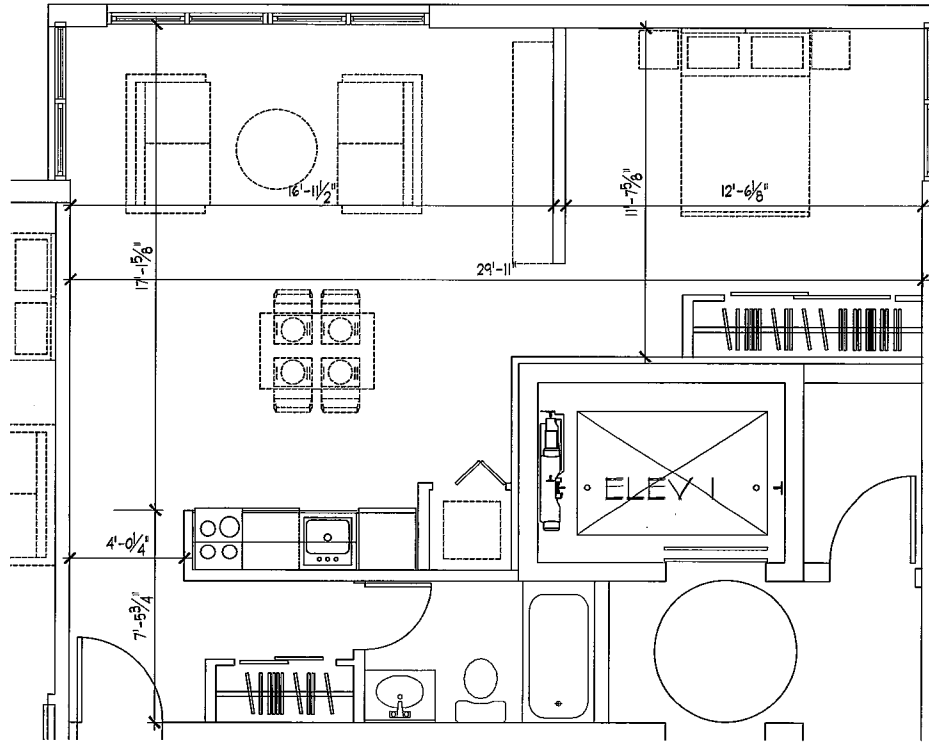
P:\Projects\1047\1047.dwg (10/18/2013 10:00:00 AM)

KITCHEN 40 SF  
 BATH 34 SF  
 CLOSET 25 SF  
 UNIT SF = 358



① TYPICAL UNIT D  
 1/2" = 1'-0"

KITCHEN 40 SF  
 BATH 51 SF  
 CLOSET 15 SF  
 UNIT SF = 362

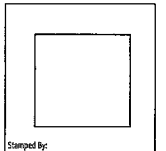


② TYPICAL UNIT F  
 1/2" = 1'-0"

1047

COMMONWEALTH  
 AVENUE

BOSTON, MA



Stamped By: \_\_\_\_\_  
 Drawn By: \_\_\_\_\_  
 Checked By: \_\_\_\_\_  
 Date: 10/18/2013  
 Revisions:

No.	Description

Project No. 0718  
 File Name: \_\_\_\_\_  
 Drawing Title: \_\_\_\_\_

TYPICAL UNITS

Sheet No. **A152**  
 Scale: 1/2" = 1'